


Groundwork



Place the Groundwork cards wherever you want.

GROUNDWORK



Goal

What is your purpose? What do you want from the audience?

GROUNDWORK



Duration

How long will your speech last?


GROUNDWORK



Target

Who will be present at your speech? What sort of people?

GROUNDWORK



Language

What kind of language should you use? Simple or complex?


GROUNDWORK



Expectations/Objections

What's the audience's opinion? What will they think?


GROUNDWORK



Equipment

What will you need for your talk?

Main Points Development



Place the Main Points Development cards according to their numbering and develop one Main Point per line.

MAIN POINTS DEVELOPMENT

1



Main Points (Key Sentence)

What are the Key Sentences of your speech?

Cicero

PRINT YOURSELF VERSION

INSTRUCTIONS

----- Cut along the dotted line

<div>MAIN POINTS DEVELOPMENT</div> <div>2</div> <div>M(F)</div> <div>Main Points (Facts)</div> <div>What are the Facts that support your Key Sentences?</div>		<div>MAIN POINTS DEVELOPMENT</div> <div>3</div> <div>M(T)</div> <div>Main Points (Transition)</div> <div>How do you want to move from one Main Point to the other?</div>		<div>MAIN POINTS DEVELOPMENT</div> <div>4</div> <div>P</div> <div>Pattern</div> <div>What pattern do you want to use to connect the Main Points?</div>	
<div>DISPOSITIO ▶▶</div> <div>Structure</div> <div> </div> <div>LEVELS ◀◀</div> <div>Place the Dispositio cards on the right and the Levels cards below this card.</div>		<div>1</div> <div>DISPOSITIO</div> <div> </div> <div>Intrigue</div> <ul style="list-style-type: none"> • Hook • Credibility • Relevance 		<div>2</div> <div>DISPOSITIO</div> <div> </div> <div>Introduction</div> <ul style="list-style-type: none"> • Promise • Problem • Solution 	
<div>DISPOSITIO</div> <div>3-a</div> <div>M1</div> <div>Main Point #1</div> <ul style="list-style-type: none"> • Key Sentence • Facts • Transition 		<div>DISPOSITIO</div> <div>3-b</div> <div>M2</div> <div>Main Point #2</div> <ul style="list-style-type: none"> • Key Sentence • Facts • Transition 		<div>DISPOSITIO</div> <div>3-c</div> <div>M3</div> <div>Main Point #3</div> <ul style="list-style-type: none"> • Key Sentence • Facts • Transition 	

<div>DISPOSITIO</div> <div>3-d</div>	<div>  <p>Main Point #4</p> <ul style="list-style-type: none"> • Key Sentence • Facts • Transition </div>
<div>LEVELS</div> <div>1</div>	<div>  <p>Draft</p> <p>Write on this row the text of your speech or some notes.</p> </div>
<div>LEVELS</div> <div>4</div>	<div>  <p>Voices and Gestures</p> <p>When do you want to change voice or make a gesture?</p> </div>
<div>DISPOSITIO</div> <div>3-e</div>	<div>  <p>Main Point #5</p> <ul style="list-style-type: none"> • Key Sentence • Facts • Transition </div>
<div>LEVELS</div> <div>2</div>	<div>  <p>Figures of Speech</p> <p>Mark on this row where you want to use a figure of speech.</p> </div>
<div>LEVELS</div> <div>5</div>	<div>  <p>Slides</p> <p>Develop on this row the content of your slides.</p> </div>
<div>DISPOSITIO</div> <div>4</div>	<div>  <p>Conclusion</p> <ul style="list-style-type: none"> • Recap • Call to Action • Benefit </div>
<div>LEVELS</div> <div>3</div>	<div>  <p>Engagement</p> <p>How and when will you engage your audience?</p> </div>